

# AXXAIR Orbital cutting


**AXXAIR**

INNOVATIVE ORBITAL SOLUTIONS

A proper tube preparation is essential to produce a proper weld.

AXXAIR's orbital cutting machines feature stainless steel concentric jaws to prevent the deformation of the tubes, especially the one with thin walls, during clamping.

The perfect position of the tube within the machine also guaranty the perpendicularity of the cut as the saw travels around the tube and the consistency that perpendicularity cut after cut.



The precision of our cutting machine allow a perfect tube to tube alignment, with the smallest gap possible, removing the need to facing the tube therefore saving a significant amount of time and money.

AXXAIR's orbital cutting machines are an indispensable tool for any automatic and orbital welding.

AXXAIR offers the **largest orbital cutting range in the world !**

11 different models to cut tubes from diameter 5 to 1100 mm !



## FLEXIBILITY, PRODUCTIVITY



AXXAIR frames (except CC81, CC121ECO and 171ECO) are easily scalable for beveling and welding use.

## QUALITY, GEOMETRIC PRECISION

Cutting with no tube distortion (multi-contacts concentric clamping) ideal for thin wall stainless steel tubes. Great perpendicularity (<0.25 mm) of the cut and superb surface finish (few burrs).

## PORTABILITY

With the easy to remove sawing attachment, AXXAIR's cutting machines are easy to transport on site or move within a workshop.



Please do not hesitate to contact us for all enquiries relating to orbital cutting technology.

We are glad to share our decades long experience in orbital cutting and helping you to select the solution that fits your needs.

Join **experience**



Morgan Industrial Technology  
1702 West Boat St., Ozark, MO 65721  
(417) 485-4575  
sales@morganitech.com  
www.morganitech.com

122 - 172 - 222 - 322

**AXXAIR**

INNOVATIVE ORBITAL SOLUTIONS

### No tube deformation


Concentric clamping



Basic and extra  
**stainless steel jaws:**  
no pollution of stainless  
steel tubes

### Reduced vibration and increased blade life


Optimised blade to jaw  
distance



**1200W motor or  
pneumatic motor**  
(as required)

**Cutting capacity:**  
Up to 5 mm wall  
thickness\*

### Easy handling and transportation



\*depending on the type of steel

### Cutting precision


Perpendicularity of  
< 0.25 mm

### Cutting quality

Rotation handle for  
controlled and conti-  
nuous cutting speed

### A perfect sealing against chips

All rotating parts are  
incorporated in the  
body



### Global Process

Can be transformed  
into an orbital bevelling  
and welding machine

### Uptake

feature a dual blade  
position allowing to cut  
elbows or flanges with  
no wasting of tube.


### Continuous use

Anti-twist cable with bearings.  
Protects the electric cable from damage  
resulting from rotation around the tube.

### Opening capacity

122	ø5 - ø119 mm 0.25" - 4.5 "
172	ø16 - ø173 mm 0.625" - 6.625 "
222	ø55 - ø228 mm 2.375" - 8.625 "
322	ø141 - ø328 mm 5.563" - 12.750 "



**122- 172 - 222- 322**
**AXXAIR**  
 INNOVATIVE ORBITAL SOLUTIONS

## Technical features:

### - Fast speed motor:

120V or 230V, 1200W, electronic speed variator with cutting compensator

*Vibration level according to EN 28662 norm : <2.5m/s², protection class : IP 20*
**Rotation speed** (6 speed variations): from 95 RPM to 280 RPM

### - Pneumatic motor:

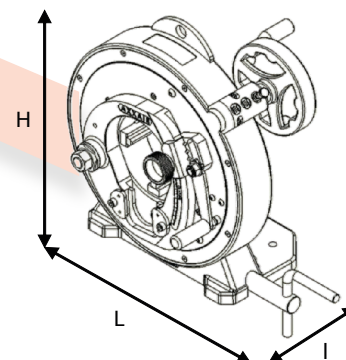
60 to 110 rpm, air flow rate 1500 l/min at 6 bar.

### - Robustness:

Very efficient clamping system thanks to a screw without end directly engaged on the clamping cam.

### - Easy maintenance and control:

Lubrication of the inner parts with the grease nipples



All motors are supplied in their own individual cases, including the necessary tools

	Product Code	Machine's jaw opening capacity in mm		Net weight	Dimensions (HxLxw in mm)
		With basic jaws	With extra jaws (included)		
120V 1200W fast motor	122FS19	Ø29 - Ø119	Ø5 - Ø99	44 kg	443 x 541 x 304
	172FS19	Ø74 - Ø173	Ø16 - Ø116	51 kg	493 x 566 x 304
	222FS19	Ø128 - Ø228	Ø55 - Ø155	59 kg	548 x 594 x 304
	322FS19	Ø230 - Ø328	Ø141 - Ø239	71 kg	649 x 644 x 304
230V 1200W fast motor	122FS29	Ø29 - Ø119	Ø5 - Ø99	44 kg	443 x 541 x 304
	172FS29	Ø74 - Ø173	Ø16 - Ø116	51 kg	493 x 566 x 304
	222FS29	Ø128 - Ø228	Ø55 - Ø155	59 kg	548 x 594 x 304
	322FS29	Ø230 - Ø328	Ø141 - Ø239	71 kg	649 x 644 x 304
Pneu- matic motor	122PD	Ø29 - Ø119	Ø5 - Ø99	44 kg	443 x 541 x 304
	172PD	Ø74 - Ø173	Ø16 - Ø116	51 kg	493 x 566 x 304
	222PD	Ø128 - Ø228	Ø55 - Ø155	59 kg	548 x 594 x 304
	322PD	Ø230 - Ø328	Ø141 - Ø239	71 kg	649 x 644 x 304

